


Mother of Christ Catholic School
Summer Review
Packet 2024



Pre-K 4 entering
Kindergarten

Please work on the following packet with your child this summer. It will be collected the first week of kindergarten.

Dear Families of **Almost** Kindergarteners,

Though summer break is only a few months long, it is still very important to maintain the incredible academic and personal skills your child has learned and worked so hard on this year. Summer Slump occurs when students lose skills over the summer by not continuing to practice them outside of classroom walls. Summer is also a great opportunity to practice new skills your child may not have mastered yet.

Inside this packet, you will find a variety of activities that will help your child get ready for their big **Kindergarten** year! Take your time spreading activities across the summer. Revisit activities that your child may not be strong in. Lots of practice over the summer will make for a stronger start to your child's first official educational experience.

Remember, play is also important for your child to learn! It is encouraged for your child to have authentic play experiences this summer- especially away from screen time! Encourage your **almost Kindergartener** to read books, visit the park or playground, pedal a tricycle, draw pictures, build towers of blocks, create with playdough, and pretend play!

Have a wonderful Summer!



Dear Families of **Almost** Kindergarteners,

Though summer break is only a few months long, it is still very important to maintain the incredible academic and personal skills your child has learned and worked so hard on this year. Summer Slump occurs when students lose skills over the summer by not continuing to practice them outside of classroom walls. Summer is also a great opportunity to practice new skills your child may not have mastered yet.

Inside this packet, you will find a variety of activities that will help your child get ready for their big **Kindergarten** year! Take your time spreading activities across the summer. Revisit activities that your child may not be strong in. Lots of practice over the summer will make for a stronger start to your child's first official educational experience.


Remember, play is also important for your child to learn! It is encouraged for your child to have authentic play experiences this summer- especially away from screen time! Encourage your **almost Kindergartener** to read books, visit the park or playground, pedal a tricycle, draw pictures, build towers of blocks, create with playdough, and pretend play!



Have a wonderful Summer!



Draw a self portrait.



Practice writing your name 4 times.

Four sets of handwriting practice lines. Each set consists of a solid top line, a dashed middle line, and a solid bottom line, providing a guide for letter height and placement.

Review each letter and its sound. Review reciting the alphabet.

Aa

Bb

Cc

Dd

Ee

Ff

Gg

Hh

Ii

Jj

Kk

Ll

Mm

Nn

Oo

Pp

Qq

Rr

Ss

Tt

Uu

Vv

Ww

Xx

Yy

Zz



Review writing each letter.

A a

B b

C c

D d

E e

F f



G g

H h

I i

J j

K k

L l

M m

N n

O o

P p

Q q

R r

S s

T t

U u

V v

W w

X x

Y y

Z z



Review each sight word.

the

is

I

a

it

at

you

and

like

he

she

we

see



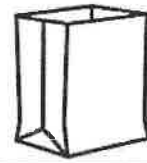
I can sound out these words:



c-a-b
cab



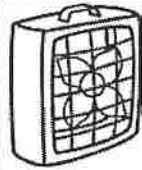
m-a-d
mad




b-a-g
bag



h-a-m
ham



f-a-n
fan



m-a-p
map



w-e-b
web



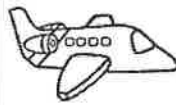
b-e-d
bed



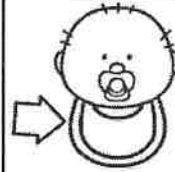
l-e-g
leg



h-e-n
hen




j-e-t
jet



b-i-b
bib



l-i-d
lid



p-i-g
pig



f-i-n
fin



l-i-p
lip




h-i-t
hit



m-i-x
mix



p-o-d
pod



l-o-g
log



m-o-m
mom




m-o-p
mop



h-o-t
hot




f-o-x
fox



t-u-b
tub



m-u-d
mud



m-u-g
mug



g-u-m
gum




s-u-n
sun



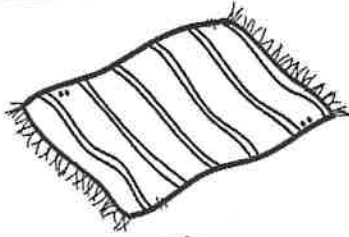
c-u-t
cut

Name _____

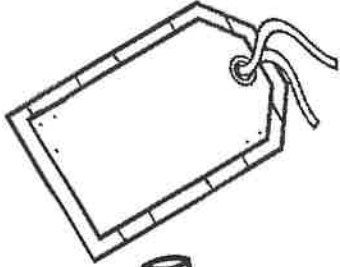
Say the word, color in the sounds you hear, and write the word.



CVC MIX-UP!



r a b
a u g



t u v
d a g



m o d
t i p



m u g
j o r



r o t
g e d



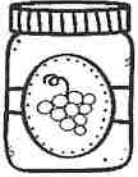
g e t
v a m

Name _____


CVC WORDS

Say the word. Write the sounds you hear.

SAY IT, WRITE IT









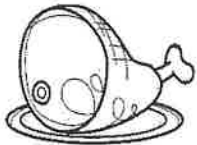


















Name _____

Read the sentence. Draw a picture to illustrate the sentence..



READ & DRAW

I see two crabs.

The sun is yellow.

My mom can swim.

I have a purple ball.


I can play in the sand.

I see a big blue fish.

We look for five shells.

My dog swims by me.

Review the numbers. Practice counting to 30.





1	2	3	4	5
6	7	8	9	10
11	12	13	14	15
16	17	18	19	20
21	22	23	24	25
26	27	28	29	30



Review recognizing each number.

3	7	1	9	4
6	2	8	5	10
18	14	11	20	17
12	16	19	13	15



Review Counting by 10's.

10, _____, _____, _____, _____, _____, _____, _____, _____, _____!

Review what number comes next.

10, _____	14, _____	21, _____
36, _____	47, _____	28, _____

Review what number is missing in between.

12 _____ 14	26 _____ 28	32 _____ 34
21 _____ 23	37 _____ 39	48 _____ 50

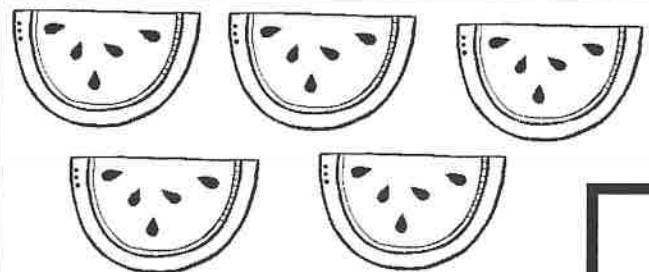
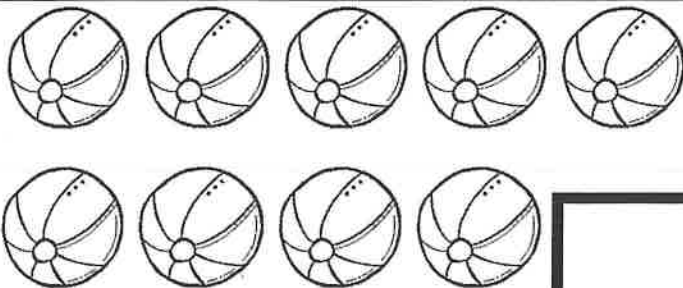






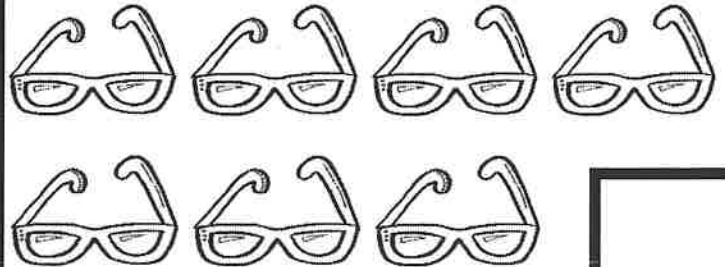
Review what number goes before.

_____, 9	_____, 15	_____, 22
_____, 28	_____, 34	_____, 41

Name _____

Count and write the number in the box.

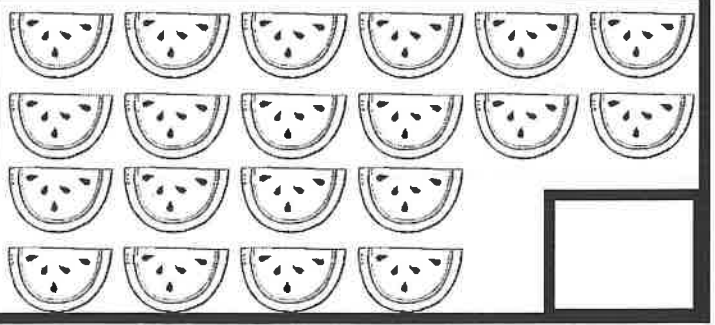
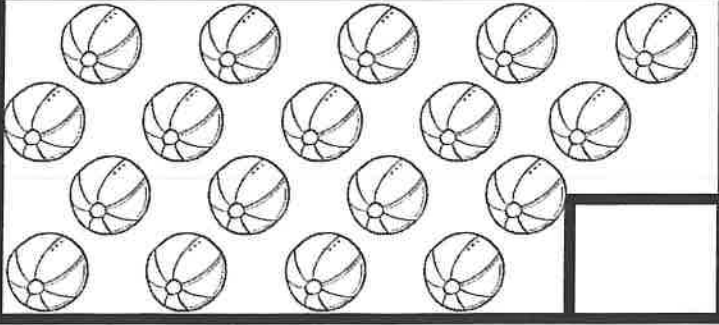






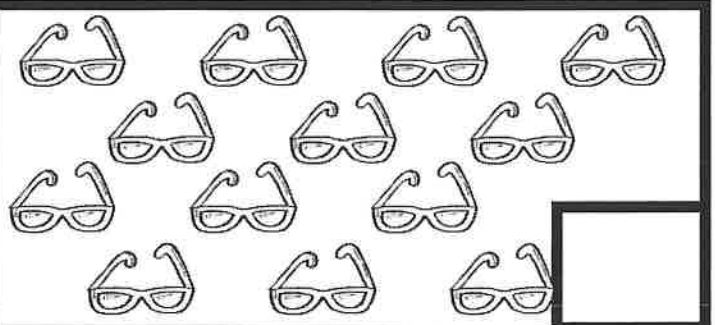

COUNT & WRITE



Name _____

Count and write the number in the box.


COUNT & WRITE




Name _____

SHINE TIME

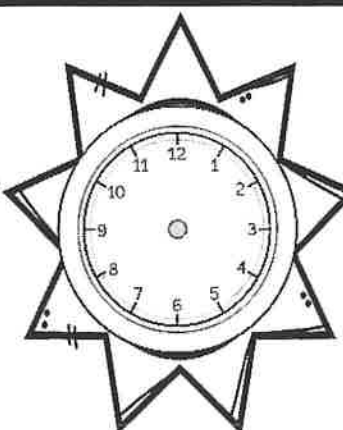
Show the time on the clock.




7:00




4:00




12:00



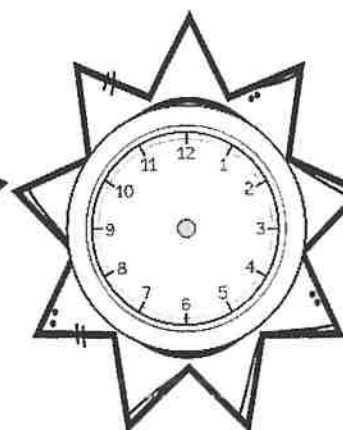
1:00



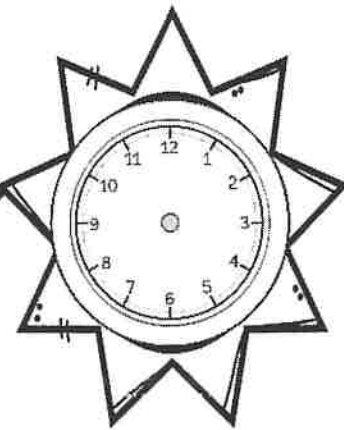
1:00




3:00




8:00



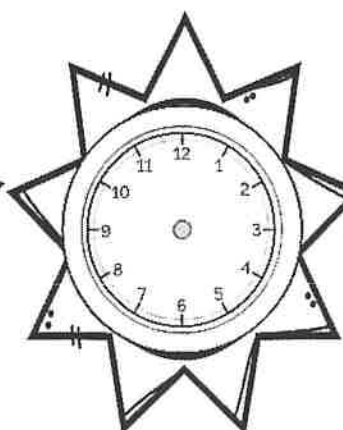
2:00




6:00



5:00



9:00



12:00

Name _____

ADDITION

$8 + 0 =$

$3 + 4 =$

$1 + 3 =$

$2 + 7 =$

$2 + 2 =$

$5 + 2 =$

$6 + 3 =$

$3 + 5 =$

$5 + 1 =$

$7 + 2 =$

$5 + 5 =$



$4 + 4 =$

$5 + 0 =$

$5 + 4 =$


$6 + 2 =$

$5 + 3 =$

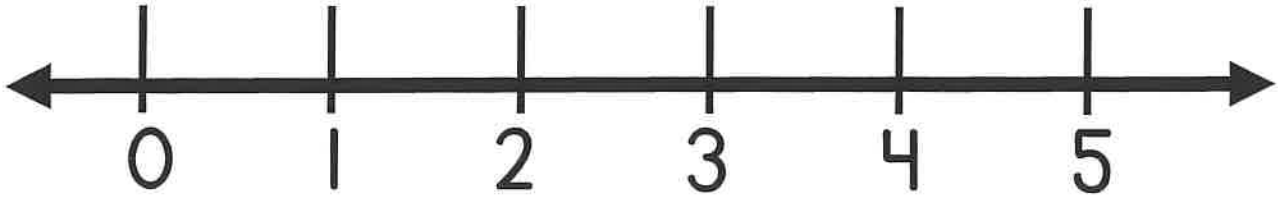


Name _____

Use the number line to help you add.



ADDITION WITH a NUMBER LINE



$3 + 2 =$

$3 + 1 =$

$4 + 1 =$

$2 + 3 =$

$2 + 2 =$

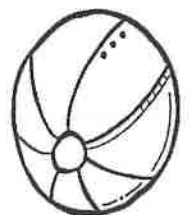



$4 + 0 =$

$1 + 2 =$

$1 + 1 =$

$5 + 0 =$

$1 + 4 =$



Name _____

SUBTRACT

$9 - 1 =$

$8 - 4 =$

$7 - 5 =$

$7 - 3 =$

$5 - 2 =$

$6 - 6 =$

$10 - 8 =$

$7 - 2 =$

$5 - 3 =$

$8 - 6 =$

$8 - 5 =$


$9 - 3 =$

$6 - 0 =$

$6 - 1 =$

$7 - 1 =$

$9 - 2 =$




Name _____

Cross out pictures to find the answer.

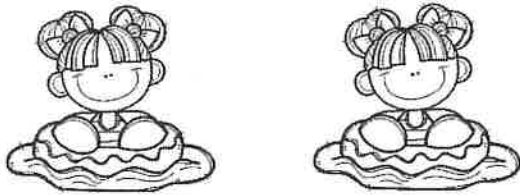
CRISS-CROSS SUBTRACTION



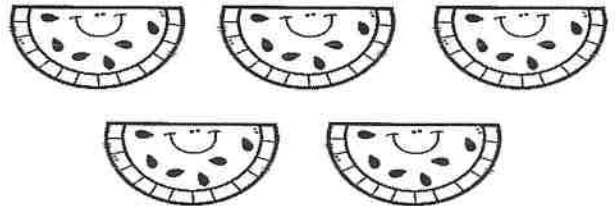
$$3 - 2 = \underline{\quad}$$




$$4 - 3 = \underline{\quad}$$




$$2 - 0 = \underline{\quad}$$



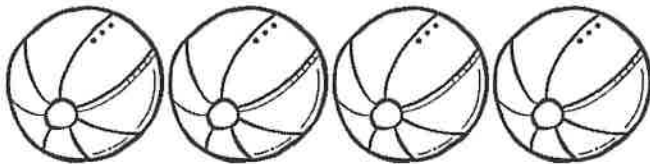
$$5 - 4 = \underline{\quad}$$




$$3 - 1 = \underline{\quad}$$



$$4 - 2 = \underline{\quad}$$




$$4 - 4 = \underline{\quad}$$



$$5 - 3 = \underline{\quad}$$

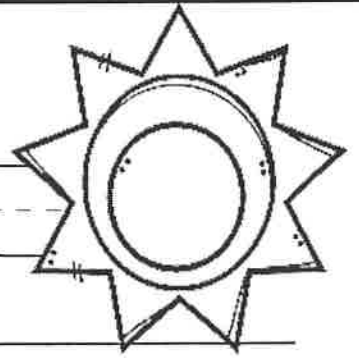


$$5 - 1 = \underline{\quad}$$



$$4 - 1 = \underline{\quad}$$

Name _____



0



1



2



3



4



5



6



7




8



9






Name: _____

I can identify shapes!

Trace the rectangles in blue.
Trace the triangles in red.
Trace the squares in yellow.
Trace the circles in green.

A collection of various geometric shapes scattered across the page for tracing. There are several rectangles of different sizes and orientations, several triangles, several squares, and several circles. The shapes are simple line drawings without fill.



U.S. Coins Review

Page 1

Front



Penny
1¢



Nickel
5¢



Dime
10¢



Quarter
25¢

Back



Penny
1¢




Nickel
5¢



Dime
10¢



Quarter
25¢



Name _____ Date _____

Name The Coin & Value

Write the correct name of the coin and its value next to each picture.

penny nickel dime quarter

1.



_____ ¢

2.



_____ ¢

3.



_____ ¢

4.



_____ ¢

5.



_____ ¢

6.




_____ ¢

7.



_____ ¢

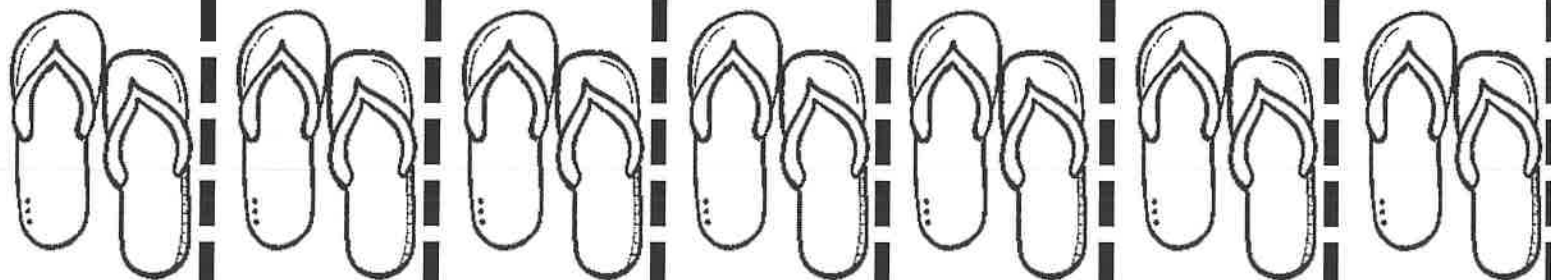





SUMMER TIME MIX-UP

Name _____

Make patterns with the pictures!

--	--	--	--




Name _____

Cut out the pictures. Glue it under the vowel that you hear when you say the word.



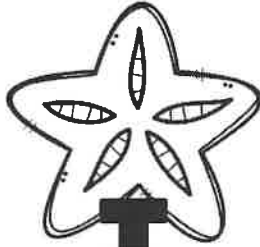
MERMAID Vowel Sort




A



E



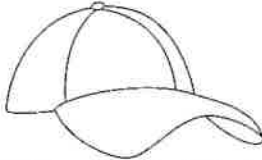

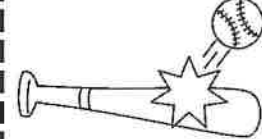


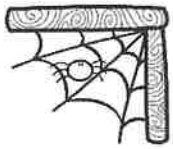





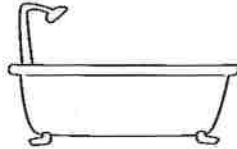



I



O

U


© The Joyful Journey


				
				
				

Name _____

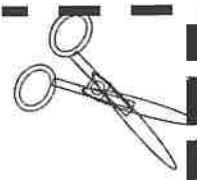
Cut the words out, glue them in the correct order. Write the sentence on the lines.

MIXED-UP SENTENCES





© The Joyful Journey



to

splash

and


play.

likes




She

Name _____

Cut out each sentence. Glue each one under the correct picture.



READ & FIND



© The Joyful Journey

She will float in the lake.

This boy likes to swim.

The yellow sun is sad.

The little girl jumps in with a splash.

The blue fish has a fin and a tail.




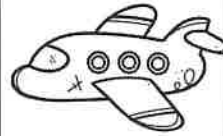
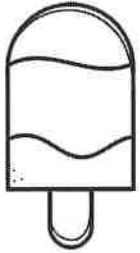

Do you want an ice cream cone?

Name _____

Initial Sounds

Cut out the letters. Glue them next to the picture that begins with that letter.

SUMMER SOUNDS



© The Joyful Journey

f

k

b

u

s

a

l

w

m

p

t

j